

IBM TYPE 0667-85 INSTALLATION GUIDE

Capacity Formatted: 73,2 MB Unformatted: 85,7 MB

Disk Configuration

Disk Size	5,25"
Disks	4
Servo Heads	1
Data Heads	7
Data Surfaces	7
Tracks/Surface	583
Bytes/Track:	20,992

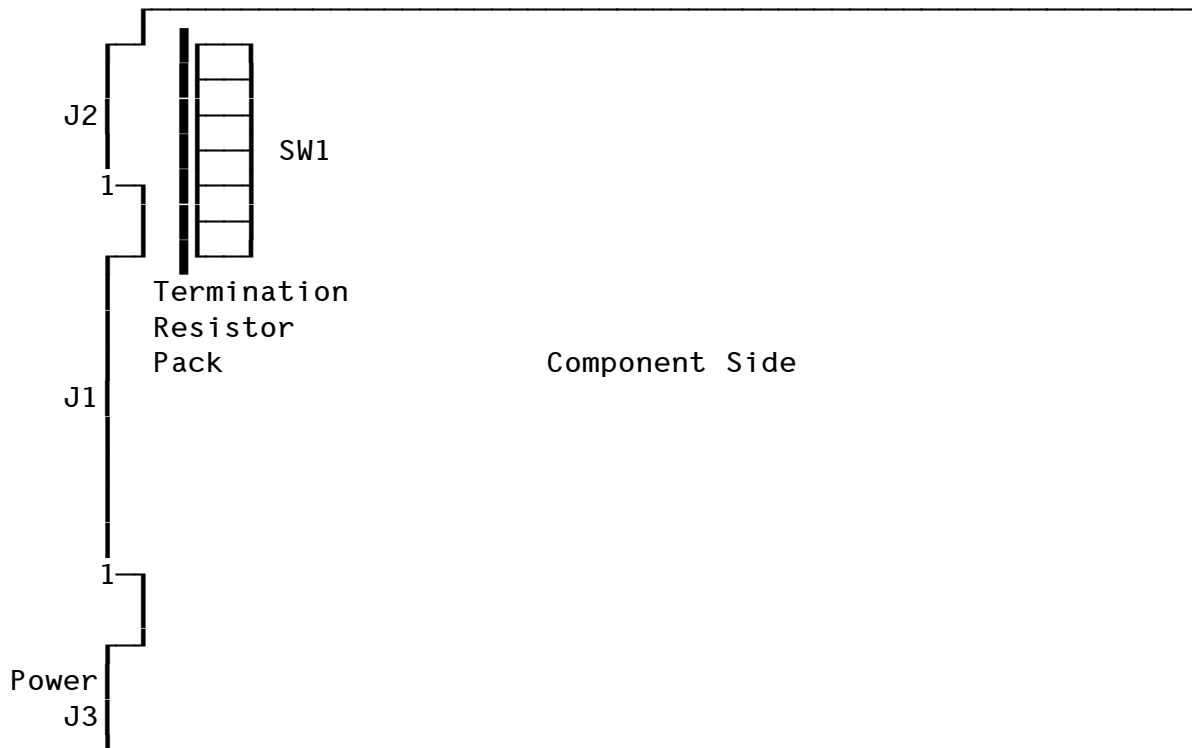
Performance Specifications

Interface	ESDI
Data Transfer	1.25 MB/s

Power

Voltage Required	+5V/+12V
------------------	----------

Layout

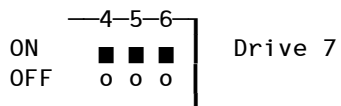
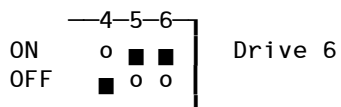
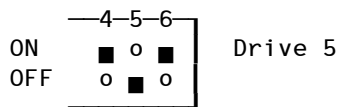
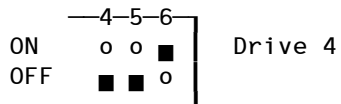
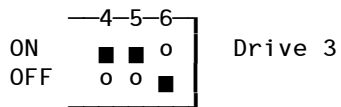
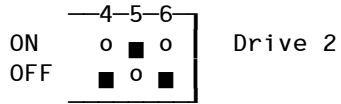
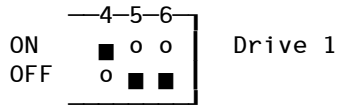


Connectors

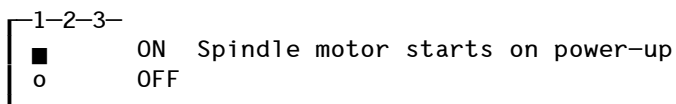
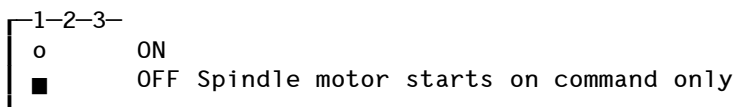
- J1: 34-pin control cable connector
- J2: 20-pin data cable connector
- J3: power connector

Switch Setting

Drive Selection DIP Switch SW1

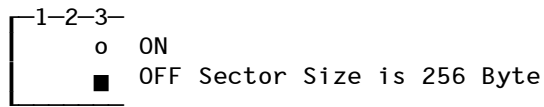
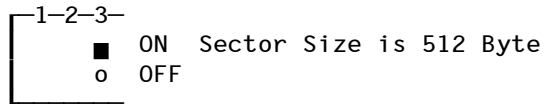


Motor Start Option DIP Switch SW1 Switch 1



Factory Configuration DIP Switch SW1 Switch 2 – do not alter

Sector Count Option
DIP Switch SW1 Switch 3



Terminating Resistor Pack:

For a single drive configuration, the termination resistor pack has to be installed. For multiple drive configuration, device at furthest end should have the termination resistor pack installed, and all other devices should have it removed.